

Altamira Canadian Index Fund

Category: Canadian Equity



Quick Facts

The fund seeks long-term growth of capital by tracking the performance of the S&P/TSX 60 Index. The S&P/TSX 60 Index represents large Canadian companies and includes most of the top 60 constituent companies of the S&P/TSX Composite Index in terms of market value.

INVESTMENT HORIZON

SHORT

LONG

FUND VOLATILITY

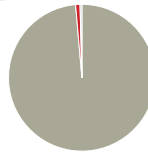
LOW

HIGH

STYLE	SECTOR DEVIATION	MARKET CAPITALIZATION
Value	Minimal	Small
Blend	Moderate	Mid
Growth	Wide	Large
Quantitative		

Minimum Initial Investment:	\$500
Subsequent Investment:	\$50
Systematic Investment:	\$25
Distribution Frequency:	Annually
Assets Under Management (\$M):	\$265.0
Price per Unit:	\$18.94
Inception Date:	November 5, 1998
Value of \$10,000 over 10 years:	\$18,335
Benchmark Index:	S&P/TSX 60
Management Fee: 0.45%	MER: 0.65%
Portfolio Manager:	Natcan Investment Management Inc.
Management Team:	Hugo Sarkisian Fund Alexandre Mathieu Gilles Chouinard

Portfolio Asset Mix (% of Net Assets)



98.62%	Canadian Equity
0.97%	U.S. Equity
0.41%	Cash & Other Assets

Top Holdings (%)

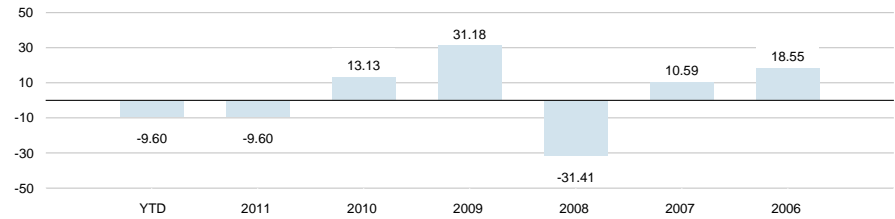
Royal Bank of Canada	7.14
Toronto-Dominion Bank	6.57
Bank of Nova Scotia	5.28
Suncor Energy Inc.	4.41
Barrick Gold Corp.	4.40
Canadian Natural Resources Ltd.	3.99
Goldcorp Inc.	3.49
Potash Corporation of Saskatchewan Inc.	3.44
Bank of Montreal	3.41
Canadian National Railway Co.	3.40

Sector Allocation (%)

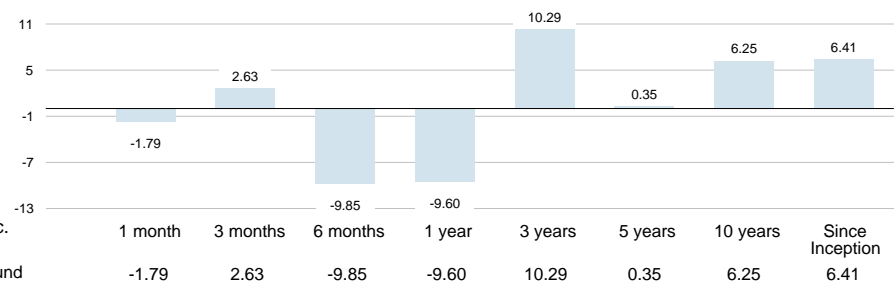
Financials	31.47
Energy	25.68
Materials	20.50
Telecommunication Services	6.56
Industrials	5.83
Consumer Discretionary	2.93
Consumer Staples	2.54
Health Care	1.40
Utilities	1.04
Foreign Equities	0.97

Total of Top Holdings of the Fund (% of Net Assets): 45.38%
Total Number of Securities Held: 60

Annual Returns (%)



Annual Compound Returns (%)



Altamira Canadian Index Fund

Category: Canadian Equity

Disclosure

National Bank Securities Mutual Funds (the "Funds") are offered by National Bank Securities Inc., a wholly owned subsidiary of National Bank of Canada. Commissions, management fees and expenses all may be associated with investments in the Funds. Please read the prospectus of the Funds before investing. Returns are the historical annual compounded total returns which include changes in the value of securities and reinvestment of all distributions and do not take redemption, distribution or optional charges or income taxes payable by any unitholder that would have reduced returns. The Funds' securities are not insured by the Deposit Insurance Corporation or by any other government deposit insurer. For money market funds, there can be no assurance that a fund will be able to maintain value per security at a constant amount or that the full amount of the investment in a fund will be returned. The Funds are not guaranteed, their values change and performance may not be repeated.

The Morningstar Risk-Adjusted Rating, commonly referred to as the Star Rating, relates the risk-adjusted performance of a fund to that of its category peers. In each rating, the fund and its peers are ranked by their Morningstar Risk-Adjusted Returns. If a fund scores in the top 10% of its fund category, it receives five stars (Excellent); the next 22.5%, it receives four stars (Above Average); a place in the middle 35% earns a fund three stars (Neutral or Average); those in the next 22.5% receive two stars (Below Average); and the lowest 10% get one star (Low).

The overall Star Rating for a fund is a weighted combination of its three, five, and ten year ratings. If a fund has less than three years' performance history, it is given at least three but less than five years' history, its overall rating is equal to its three-year rating. If it has at least five but less than ten years' history, its overall rating is equal to 50% ten-year rating, 30% five-year rating and 20% three-year rating. Morningstar Risk-Adjusted Ratings are recalculated monthly.

© 2011 Morningstar Research Inc. All rights reserved. The information contained herein (1) is proprietary to Morningstar and/or its service providers; (2) may not be distributed; and (3) is not represented or warranted to be accurate, correct, complete or timely. Neither Morningstar nor its content providers are responsible for losses arising from any use of this information. For greater detail see www.morningstar.ca.