

Investor Fact Sheet

National Bank of Canada is an integrated group that provides comprehensive financial services to consumers, small- and medium-sized enterprises and large corporations in its core market, while offering specialized services elsewhere in the world.

Vision

National Bank is one of the six systemically important banks in Canada and the leading bank in Quebec, where it is the partner of choice among SMEs. It has branches in almost every province in Canada as well as numerous representative offices, subsidiaries and partnerships, through which it can serve clients in the United States, Europe and other parts of the world. Its head office is located in Montreal and its securities are listed on the Toronto Stock Exchange.

National Bank's Operations (Four Major Business Segments)

Personal and Commercial Banking

The Personal and Commercial segment meets the financial needs of close to 2.6 million individuals and more than 145,000 businesses across Canada. These clients entrust the Bank with the management, investment and safeguarding of their assets and financing of their projects. Personal Banking offers everyday transaction solutions, mortgage loans, home equity lines of credit, consumer loans, payment solutions, savings options and tailored investment solutions as well as a diverse range of insurance products through specialized subsidiaries. Commercial Banking offers financial advice and a full line of services, including credit, deposit and investment solutions, international trade, foreign exchange transactions, payroll, cash management, insurance, electronic transactions and complementary services. Clients turn to the Bank's experienced advisors, who take the time to understand their specific needs and help them reach their financial goals. And thanks to the Bank's convenient self-banking channels, 378 branches and 939 banking machines across Canada, clients can do their daily banking whenever and wherever they wish.

Wealth Management

As a leader in Quebec and firmly established across Canada, the Wealth Management segment serves all market segments by emphasizing advisory services and close client relationships. It delivers a full range of wealth management products and solutions through a multi-channel distribution network and a differentiated business model. The Wealth Management segment also offers investment solutions to independent advisors as well as solutions to institutional clients. All its investment solutions, products and specialized services are provided through 835 investment advisors working out of 86 service outlets across Canada.

Financial Markets

The Financial Markets segment offers a full suite of financial solutions, from debt and equity underwriting to bank credit and risk management products. This segment also delivers comprehensive advisory services in the areas of mergers and acquisitions and financing. Access to the Canadian capital markets is provided through its fixed-income, equities and derivatives business lines. The segment's clients consist of large and mid-sized corporations, public sector clients and institutions across Canada.

Financial Markets is an investment banking leader across Canada and the overall top-ranked franchise in Quebec. In fixed-income and equities, it is a market leader, providing origination, underwriting, distribution and liquidity through secondary market activities as well as macroeconomic and issuer-focused research.

Through offices in New York, London (UK) and Hong Kong, this segment markets Canadian debt and equity securities to institutional investors in the United States, Europe and Asia. Through its Dublin subsidiary, it engages in trading activities with large European-based institutions in local equity and equity-linked securities exchanges.

U.S. Specialty Finance and International

The Bank has a 100% ownership interest in Credigy, a subsidiary specialized in consumer finance investment. Credigy acquires portfolios of consumer receivables from different categories of lenders and seeks to realize the assets through collections to achieve expected returns. The company also provides financing to the consumer receivables market. Purchase and financing decisions are assessed by experienced personnel using proprietary models and analytics expertise. Based in Atlanta, U.S.A., Credigy is primarily active in performing assets covering a broad range of asset classes, mostly in the U.S. market.

The Bank has a 100% ownership interest in ABA Bank, a rapidly growing commercial bank with a diversified client base in Cambodia. ABA Bank was founded in 1996. The Bank also has minority positions in financial groups active in francophone Africa and in Africa-Asia trade.

⁽¹⁾ 378 in Canada, 81 in Cambodia and 3 in the United States (Florida)

⁽²⁾ 939 in Canada, 962 in Cambodia and 3 in the United States (Florida)

⁽³⁾ Clients of the Personal and Commercial segment

⁽⁴⁾ See the Glossary section of the Q4-2022 Report to Shareholders for details on the composition of these measures.

Capital Stock

The common shares of the Bank as well as the First Preferred Shares are listed on the Toronto Stock Exchange (TSX).

Common Share Dividend Calendar (NA):

Record	Payment
December 26, 2022	February 1, 2023
March 27, 2023	May 1, 2023
June 26, 2023	August 1, 2023
September 25, 2023	November 1, 2023

First Preferred Shares:

- › Series 30 (NA.PR.S)
- › Series 32 (NA.PR.W)
- › Series 38 (NA.PR.C)
- › Series 40 (NA.PR.E)
- › Series 42 (NA.PR.G)

First Preferred Shares Dividend Calendar:

Record	Payment
January 6, 2023	February 15, 2023
April 5, 2023	May 15, 2023
July 6, 2023	August 15, 2023
October 6, 2023	November 15, 2023

Credit Ratings:

Moody's:	Aa3
S&P:	A
DBRS:	AA
Fitch:	AA-

Quarterly Earnings Release 2023 Calendar:

Q1	March 1
Q2	May 31
Q3	August 30
Q4	December 1

National Bank in figures

Number of employees	29,509
Number of branches ⁽¹⁾	462
Number of banking machines ⁽²⁾	1,904
Number of clients ⁽³⁾	2.7 million
Assets	\$404 billion
Assets under management/ administration ⁽⁴⁾	\$729 billion
Common share price at closing	\$92.76
Stock market capitalization	\$31 billion

Financial Performance

	12 months October 31, 2022	12 months October 31, 2021
Total revenues	\$9,652	\$8,927
Net income	\$3,383	\$3,140
Earnings per share (diluted)	\$9.61	\$8.85
Return on common shareholders' equity	18.8%	20.7%
Dividends payout ratio ⁽¹⁾	37%	31.7%
CET1 capital ratio ⁽²⁾	12.7%	12.4%

Quarter Ended October 31, 2022 (Millions of Dollars)

	Total revenues – Adjusted ⁽³⁾
Personal	\$595
Commercial	\$476
Total	\$1,071
Wealth Management	
Transaction and other	\$79
Fee based	\$347
Net interest income	\$187
Total	\$613
Financial markets	
Total	\$563
U.S. Specialty Finance and International	
Credigy	\$88
ABA Bank	\$179
Others	-
Total	\$267

Objectives and Quarterly Results (as at October 31, 2022)

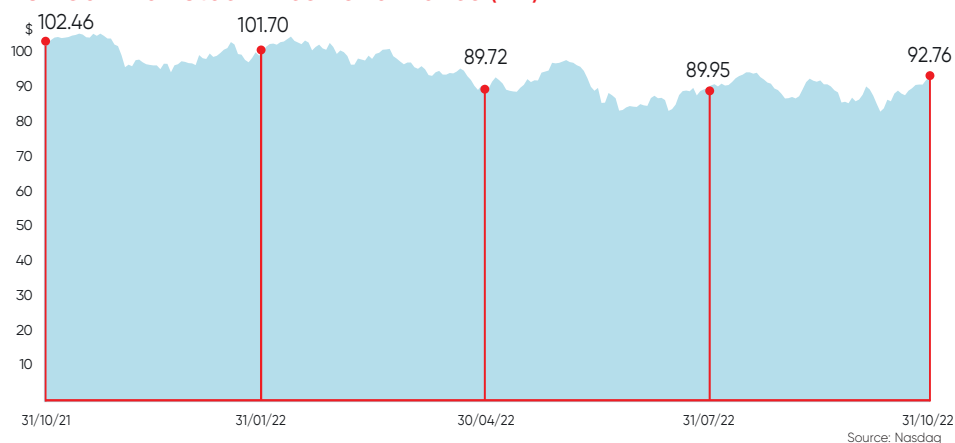
	Medium-term objectives	Results – Adjusted
Growth in diluted earnings per share – Adjusted ⁽³⁾	5% – 10%	8.3%
CET1 capital ratio ⁽²⁾	> 11.00%	12.7%
Leverage ratio ⁽²⁾	> 3.75%	4.5%

⁽¹⁾ See the Glossary section of the Q4-2022 Report to Shareholders for details on the composition of these measures.

⁽²⁾ See the Financial Reporting Method of the Q4-2022 Report to Shareholders for additional information on capital management measures.

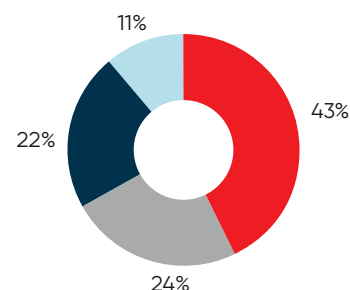
⁽³⁾ See the Financial Reporting Method of the Q4-2022 Report to Shareholders for additional information on non-GAAP financial measures.

TSX Common Stock Price Performance (NA)

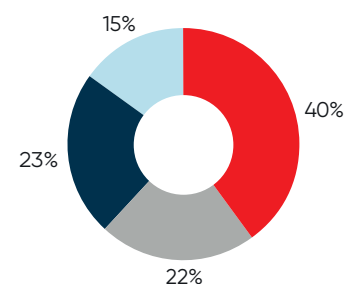


Business Mix⁽¹⁾

Revenues – Adjusted



Net income



- Personal and Commercial Banking
- Wealth Management
- Financial Markets
- U.S. Specialty Finance and International

Investor Relations

1-866-517-5455 (toll-free)
investorrelations@nbc.ca

Public Affairs

514-394-8644
pa@nbc.ca

National Bank of Canada

Head Office
600 De La Gauchetière Street West
Montreal, Quebec H3B 4L2
Canada