

NBI U.S. Index Fund* (formerly National Bank U.S. Index Fund)


Category: U.S. Equity



Quick Facts

The fund's investment objective is to ensure long-term capital growth similar to that of a recognized U.S. equity index. The fund invests primarily in securities, options and futures on a U.S. equity index such as the Dow Jones Industrial Average. This index is composed of the 30 leading industrial companies in the United States.

INVESTMENT HORIZON



FUND VOLATILITY

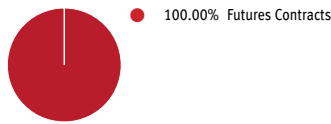


| STYLE | SECTOR DEVIATION | MARKET CAPITALIZATION |
|--------|------------------|-----------------------|
| Value | Minimal | Small |
| Blend | Moderate | Mid |
| Growth | Wide | Large |

Quantitative

| | |
|----------------------------------|---------------------------|
| Minimum Initial Investment: | \$500 |
| Subsequent Investment: | \$50 |
| Systematic Investment: | \$25 |
| Distribution Frequency: | Annually |
| Assets Under Management (\$M): | \$58.1 |
| Price per Unit: | \$8.77 |
| Inception Date: | January 27, 1999 |
| Value of \$10,000 over 10 years: | \$22,592 |
| Benchmark Index: | DOW JONES (CAD) |
| Management Fee/MER: | 0.45% / 0.67% |
| Portfolio Manager: | Fiera Capital Corporation |
| Management Team: | Craig Salway |

Portfolio Asset Mix (% of Net Assets)



Top Holdings (%)

| | |
|--|--------|
| Mini Dow Jones Index, Jun 17 | 100.00 |
| Total of Top Holdings of the Fund (% of Net Assets): | 100.00 |
| Total Number of Securities Held: | 8 |

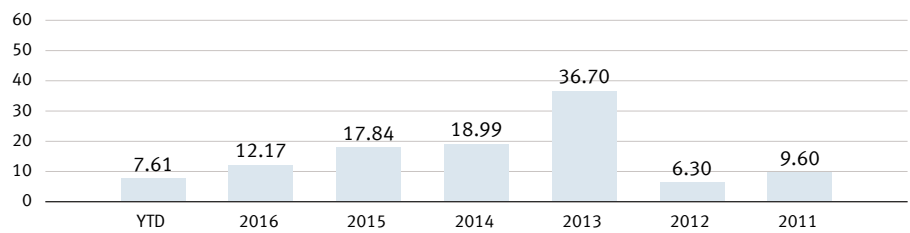
Sector Allocation (%)

| | |
|----------------------------|-------|
| Industrials | 19.93 |
| Information Technology | 17.26 |
| Financials | 17.10 |
| Consumer Discretionary | 14.44 |
| Health Care | 13.02 |
| Energy | 7.06 |
| Consumer Staples | 6.96 |
| Materials | 2.50 |
| Telecommunication Services | 1.73 |

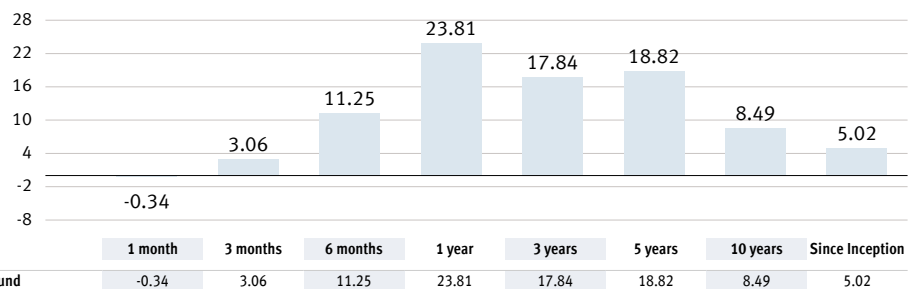
Weighting by Country (%)

| | |
|---------------|--------|
| United States | 100.00 |
|---------------|--------|

Annual Returns (%)



Annual Compound Returns (%)



| Fund | 1 month | 3 months | 6 months | 1 year | 3 years | 5 years | 10 years | Since Inception |
|------|---------|----------|----------|--------|---------|---------|----------|-----------------|
| Fund | -0.34 | 3.06 | 11.25 | 23.81 | 17.84 | 18.82 | 8.49 | 5.02 |

* The fund's name was changed on March 6, 2017

† © 2017 Morningstar Research Inc. All rights reserved. Morningstar Ratings reflect performance as of May 31, 2017 and are subject to change monthly.

Please carefully read the legal notices contained in the disclosure page.

As at May 31, 2017

NBI U.S. Index Fund* (formerly National Bank U.S. Index Fund)

Category: U.S. Equity



Disclosure

NBI Mutual Funds (the "Funds") are offered by National Bank Investments Inc., a wholly owned subsidiary of National Bank of Canada. Commissions, trailing commissions, management fees and expenses all may be associated with investments in the Funds. Please read the prospectus of the Funds before investing. The indicated rates of return are the historical annual compounded total returns which include changes in the value of securities and reinvestment of all distributions and do not take into account sales, redemption, distribution or optional charges or income taxes payable by any unitholder that would have reduced returns. The Funds' securities are not insured by the Canada Deposit Insurance Corporation or by any other government deposit insurer. For money market funds, there can be no assurances that a fund will be able to maintain its net asset value per security at a constant amount or that the full amount of the investment in a fund will be returned. The Funds are not guaranteed, their values change frequently and past performance may not be repeated.

The Morningstar Risk-Adjusted Rating, commonly referred to as the Star Rating, relates the risk-adjusted performance of a fund to that of its category peers. To determine a fund's rating, the fund and its peers are ranked by their Morningstar Risk-Adjusted Returns. If a fund scores in the top 10% of its fund category, it receives five stars (High); if it falls in the next 22.5%, it receives four stars (Above Average); a place in the middle 35% earns a fund three stars (Neutral or Average); those in the next 22.5% receive two stars (Below Average); and the lowest 10% get one star (Low).

The overall Star Rating for a fund is a weighted combination of its three, five, and ten year ratings. If a fund has less than three years' performance history, it is not rated. If it has at least three but less than five years' history, its overall rating is equal to its three-year rating. If it has at least five but less than ten years' history, its overall rating is equal to 60% five-year rating and 40% three-year rating. If it has at least ten years' history, its overall rating is equal to 50% ten-year rating, 30% five-year rating and 20% three-year rating. Morningstar Risk-Adjusted Ratings are recalculated monthly.

© 2017 Morningstar Research Inc. All rights reserved. The information contained herein (1) is proprietary to Morningstar and/or its service providers; (2) may not be copied or distributed; and (3) is not represented or warranted to be accurate, correct, complete or timely. Neither Morningstar nor its content providers are responsible for any damages or losses arising from any use of this information. For greater detail see www.morningstar.ca.

* The fund's name was changed on March 6, 2017

† © 2017 Morningstar Research Inc. All rights reserved.
Morningstar Ratings reflect performance as of May 31, 2017 and are subject to change monthly.