

NBI U.S. Currency Neutral Index Fund* (formerly National Bank U.S. Currency Neutral Index Fund)


Category: U.S. Equity



Quick Facts

The fund's investment objective is to seek long-term growth of capital by tracking the performance of the S&P 500 Index. The S&P 500 Index is comprised of 500 of the largest companies (by market value) listed on the securities markets in the United States.

INVESTMENT HORIZON



FUND VOLATILITY



STYLE	SECTOR DEVIATION	MARKET CAPITALIZATION
Value	Minimal	Small
Blend	Moderate	Mid
Growth	Wide	Large

Quantitative

Minimum Initial Investment:	\$500
Subsequent Investment:	\$50
Systematic Investment:	\$25
Distribution Frequency:	Annually
Assets Under Management (\$M):	\$347.0
Price per Unit:	\$11.85
Inception Date:	November 5, 1998
Value of \$10,000 over 10 years:	\$16,298
Benchmark Index:	S&P 500 (USD)
Management Fee/MER:	0.45% / 0.67%
Portfolio Manager:	Fiera Capital Corporation
Management Team:	Craig Salway

Portfolio Asset Mix (% of Net Assets)



Top Holdings (%)

S&P 500 EMINI, Jun 17	100.00
Canadian Imperial Bank of Commerce, Floating, 2017-06-01	3.61
Bank of Montreal, 2.24 %, 2017-12-11	2.90
Royal Bank of Canada, 2.36 %, 2017-09-21	2.89
Royal Bank of Canada, Floating, 2017-06-05	2.16
Bank of Montreal, Floating, 2017-06-29	2.02
Bank of Nova Scotia, 2.37 %, 2018-01-11	1.45
Canadian Imperial Bank of Commerce, 2.22 %, 2018-03-07	1.45
Canadian Imperial Bank of Commerce, 2.35 %, 2017-10-18	1.45
Manulife Financial Corp., Floating, 2017-06-01	0.72
Total of Top Holdings of the Fund (% of Net Assets):	118.65
Total Number of Securities Held:	6

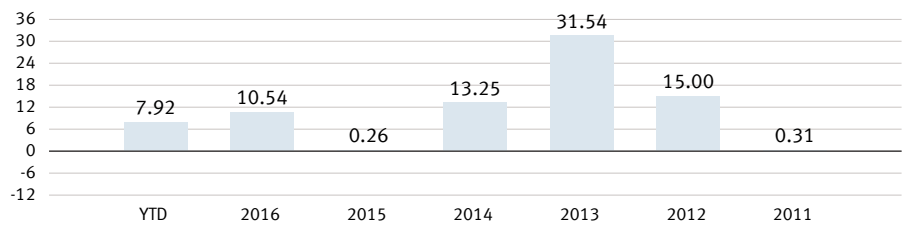
Sector Allocation (%)

Information Technology	20.95
Financials	14.54
Health Care	14.07
Consumer Discretionary	12.33
Industrials	10.35
Consumer Staples	9.34
Energy	7.22
Utilities	3.08
Materials	2.83
Real Estate	2.75
Telecommunication Services	2.43

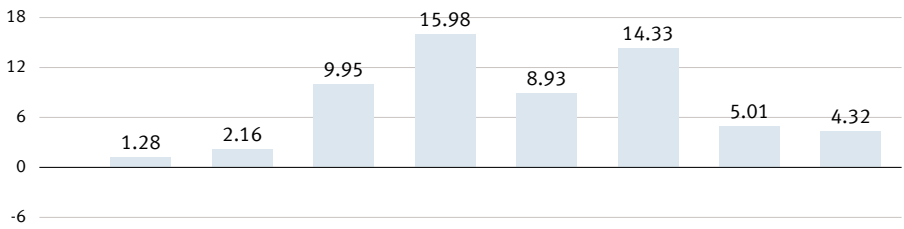
Weighting by Country (%)

United States	100.00
---------------	--------

Annual Returns (%)



Annual Compound Returns (%)



	1 month	3 months	6 months	1 year	3 years	5 years	10 years	Since Inception
Fund	1.28	2.16	9.95	15.98	8.93	14.33	5.01	4.32

* The fund's name was changed on March 6, 2017

As at May 31, 2017

NBI U.S. Currency Neutral Index Fund* (formerly National Bank U.S. Currency Neutral Index Fund)

Category: U.S. Equity



Disclosure

NBI Mutual Funds (the "Funds") are offered by National Bank Investments Inc., a wholly owned subsidiary of National Bank of Canada. Commissions, trailing commissions, management fees and expenses all may be associated with investments in the Funds. Please read the prospectus of the Funds before investing. The indicated rates of return are the historical annual compounded total returns which include changes in the value of securities and reinvestment of all distributions and do not take into account sales, redemption, distribution or optional charges or income taxes payable by any unitholder that would have reduced returns. The Funds' securities are not insured by the Canada Deposit Insurance Corporation or by any other government deposit insurer. For money market funds, there can be no assurances that a fund will be able to maintain its net asset value per security at a constant amount or that the full amount of the investment in a fund will be returned. The Funds are not guaranteed, their values change frequently and past performance may not be repeated.

* The fund's name was changed on March 6, 2017