



Financial Market Overview: Middle East Crisis

Matthieu Arseneau and Alexandra Ducharme
NBC Economics and Strategy

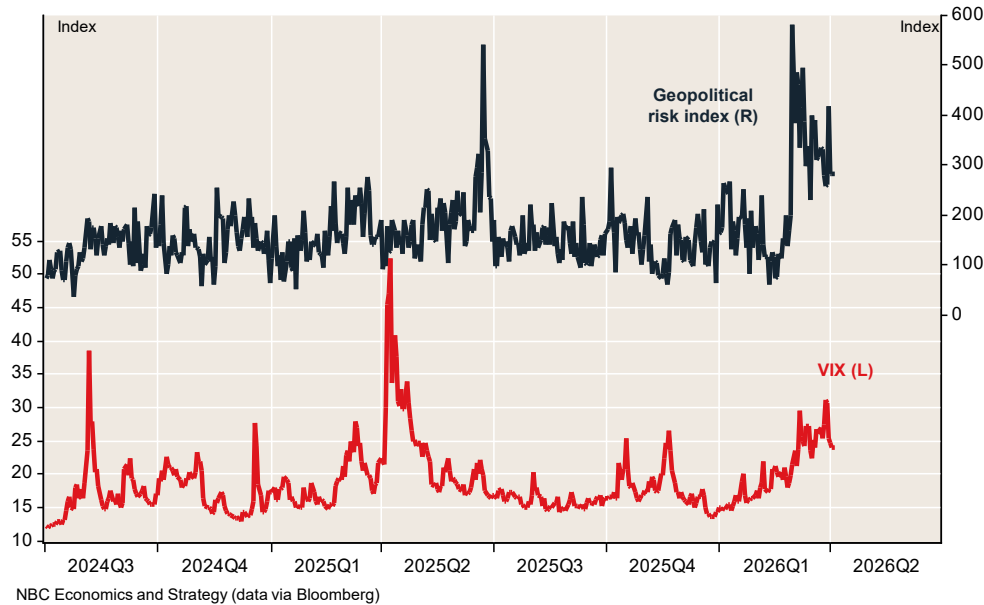
Middle East Crisis

By Matthieu Arseneau and Alexandra Ducharme

Beyond its human toll, the conflict in Iran is unsettling global financial markets. This weekly report provides an overview of the latest relevant data and market developments.

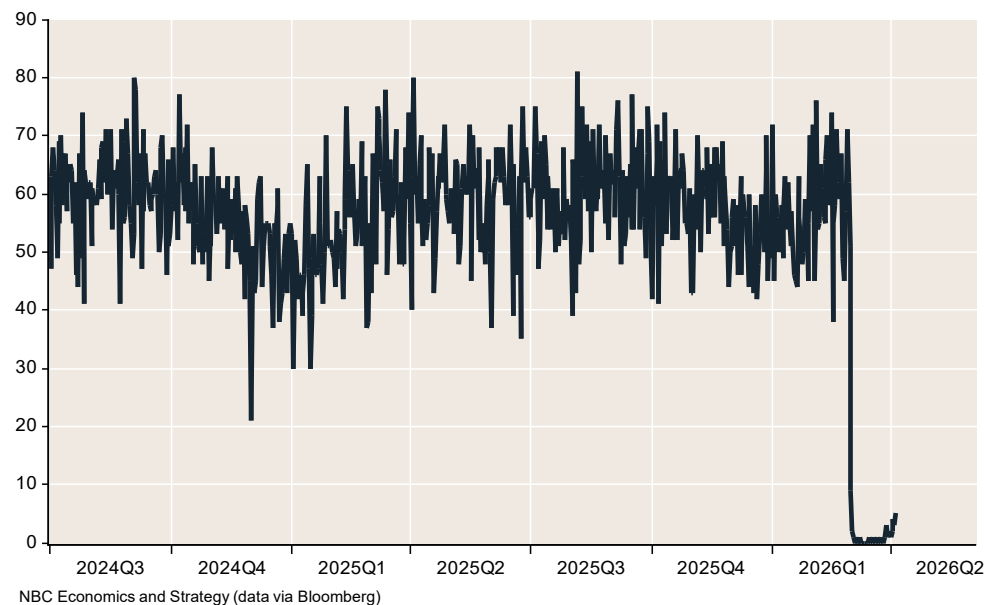
1. World: The geopolitical situation and stock market volatility

Geopolitical risk index (Caldara Iacoviello) and VIX index (S&P 500 expected volatility)



2. World: Maritime traffic severely disrupted in the Strait of Hormuz

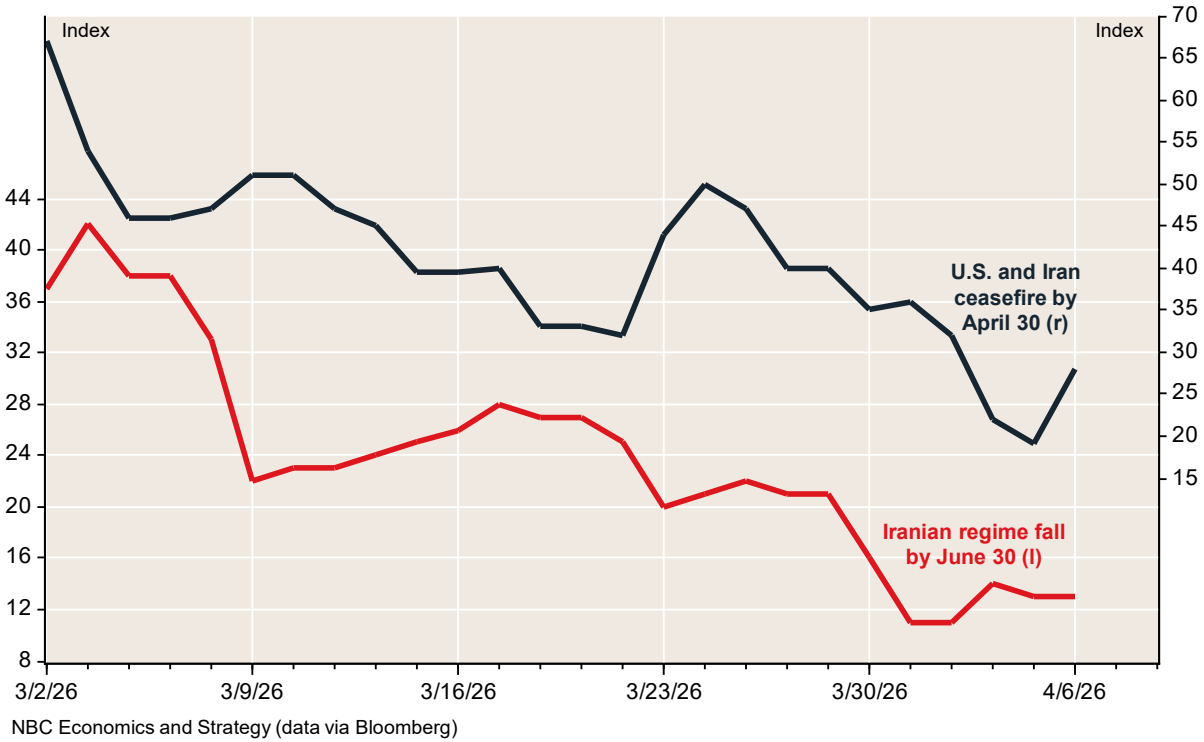
Number of tanker ships transiting through the straight of Hormuz





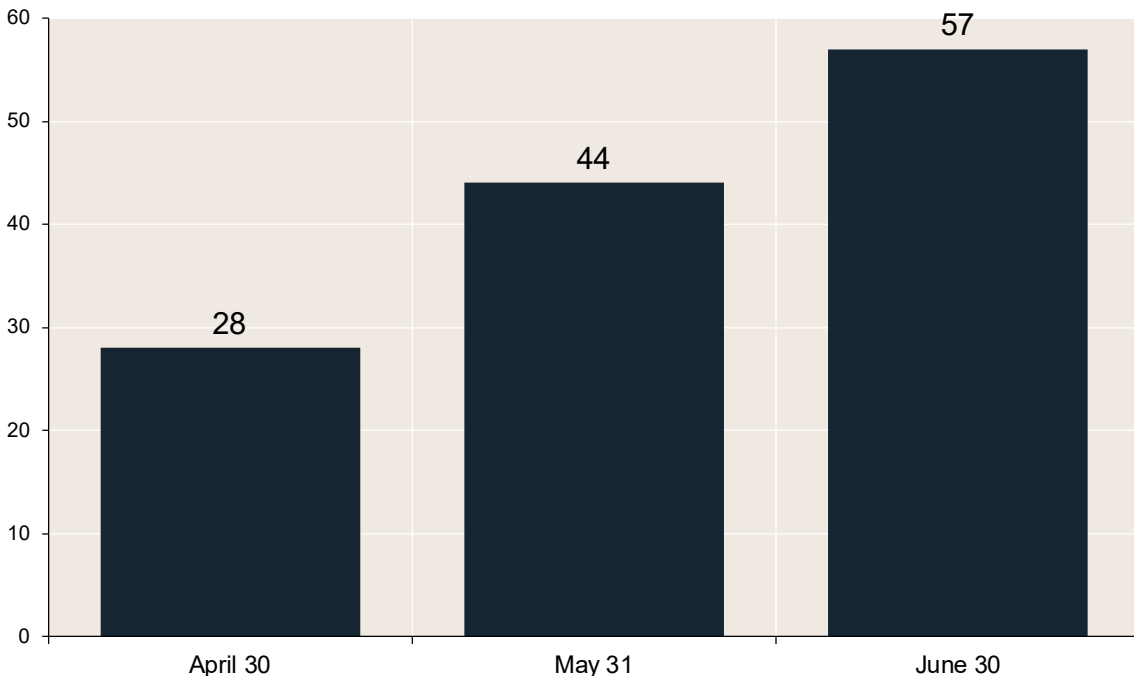
3. World: Bets on U.S. and Iran ceasefire and regime change

Polymarket estimated probability of events



4. World: Probability of ceasefire by month

Probability of a ceasefire between the United States and Iran according to the Polymarket prediction market

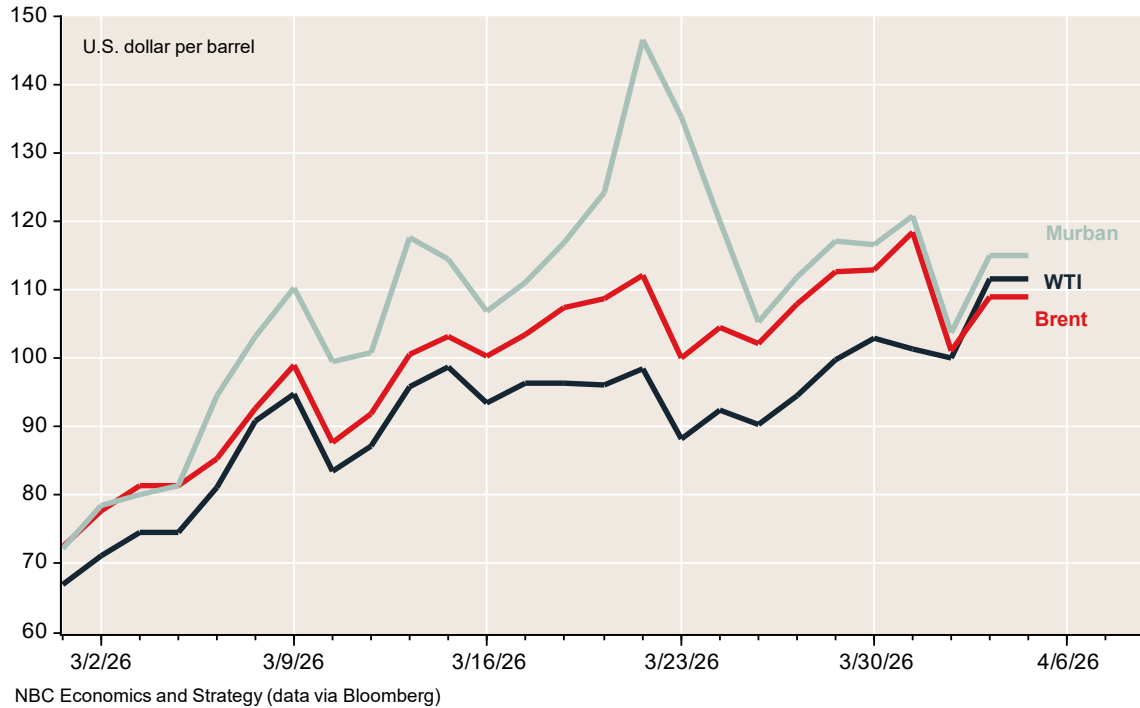


NBC Economics and Strategy (data via Bloomberg)



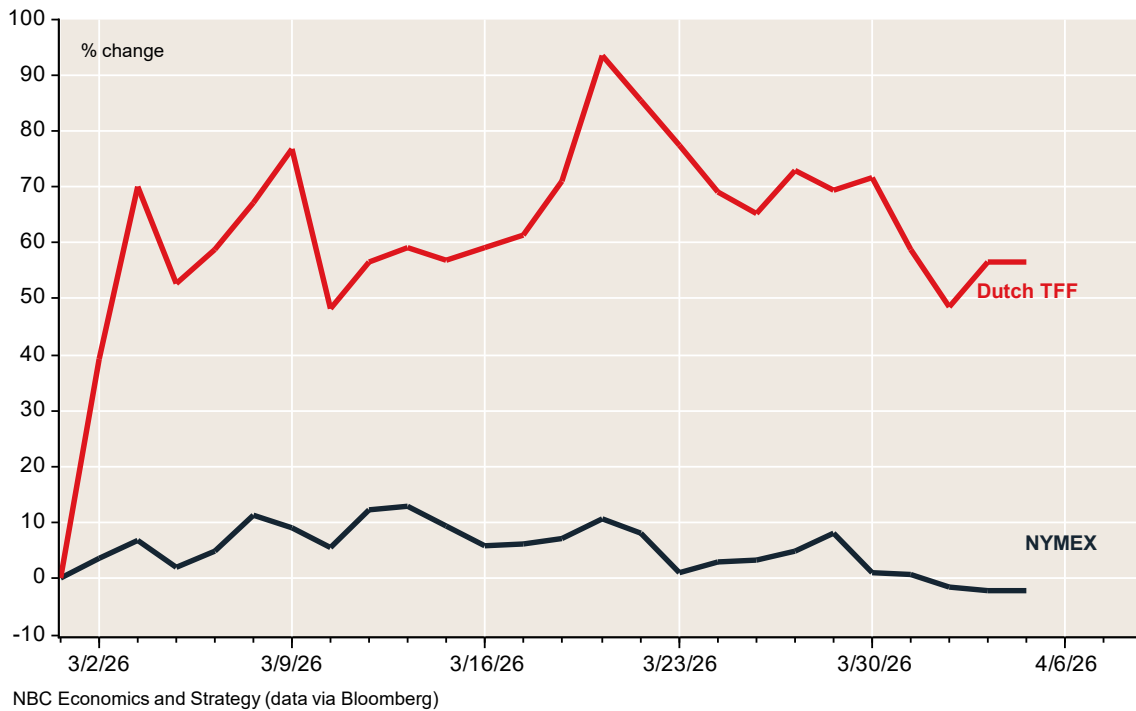
5. World: Perspective on oil prices

Price of a barrel of oil (USD), different benchmarks, since February 27th, 2026



6. World: Perspective on natural gas prices

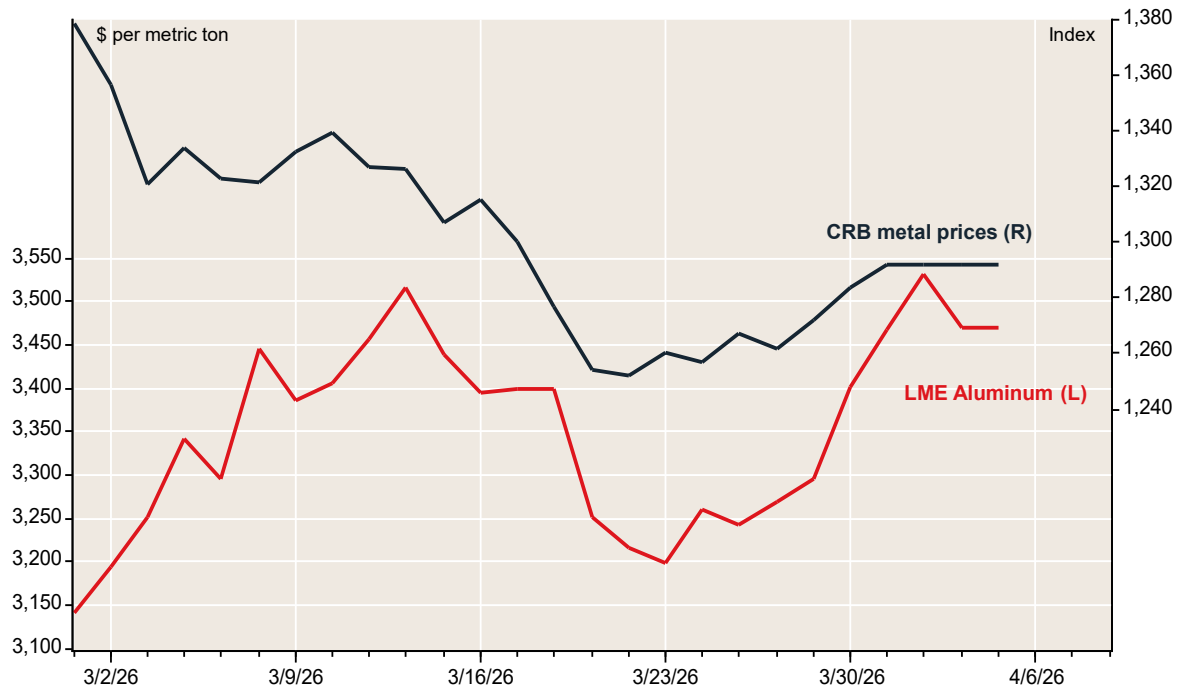
% change in natural price since February 27th 2026





7. World: Perspective on metal prices

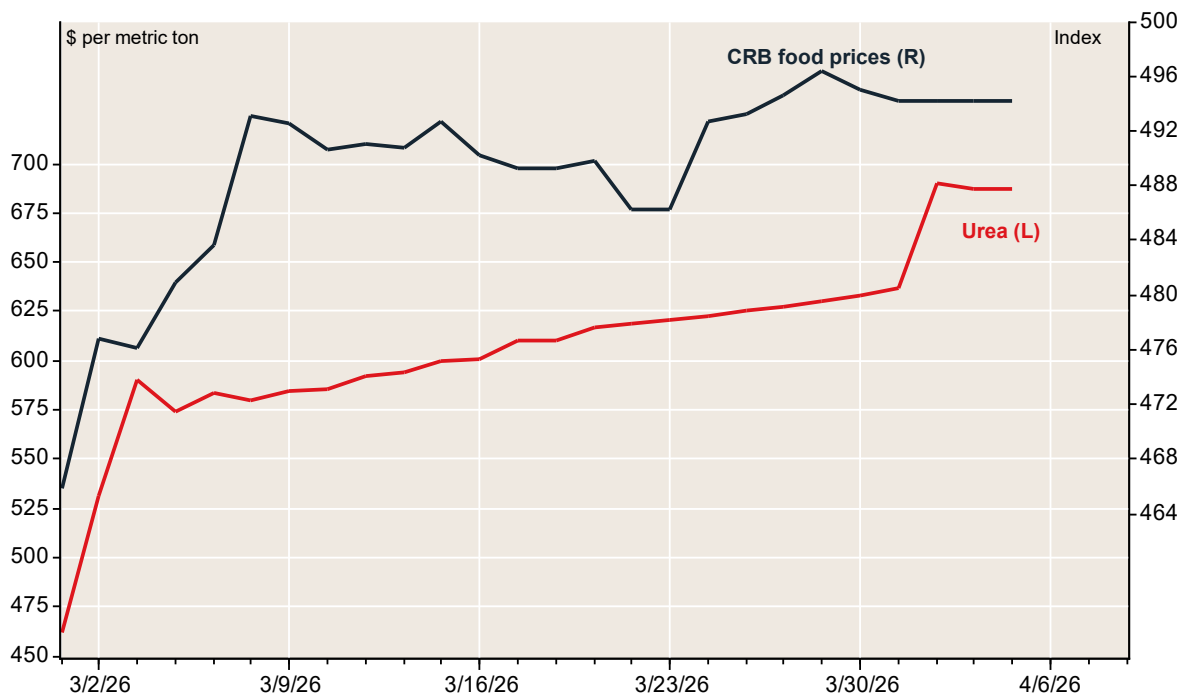
Price of aluminum and CRB/BLS metal commodity prices



NBC Economics and Strategy (data via Bloomberg)

8. World: Perspective on food prices

Price of urea and CRB/BLS food commodity prices

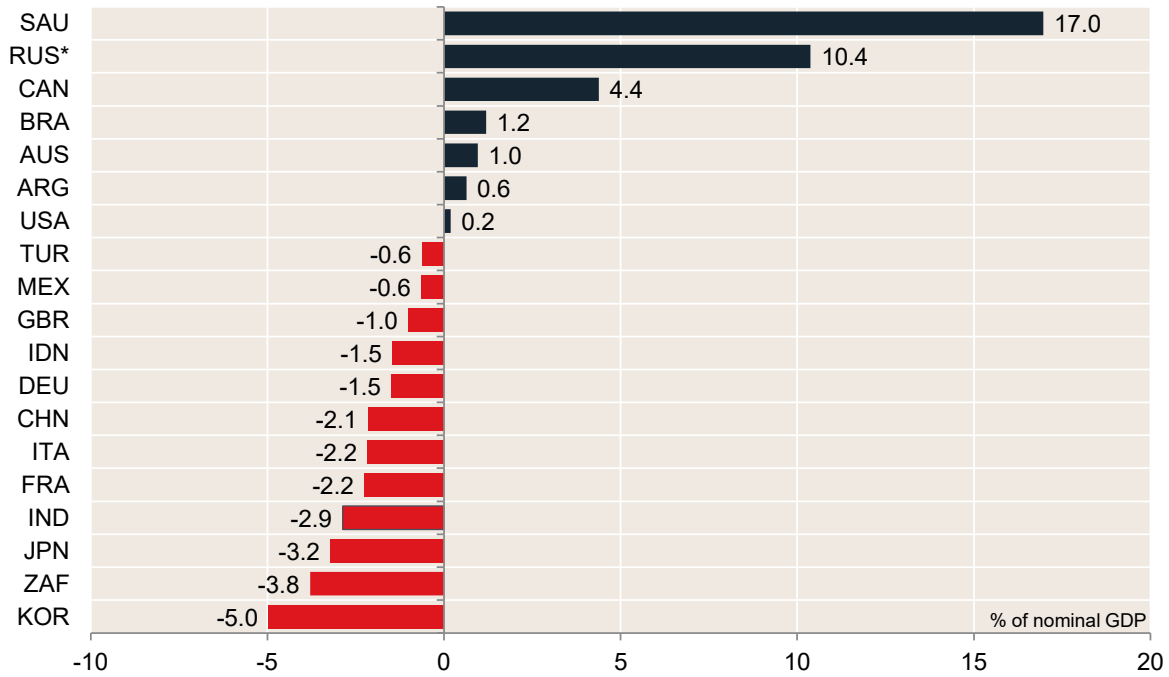


NBC Economics and Strategy (data via Bloomberg)



9. World: Expositions to a rise in energy prices

Trade balance of oil, oil products, and natural gas as a % of nominal GDP by country (2024 or specified)

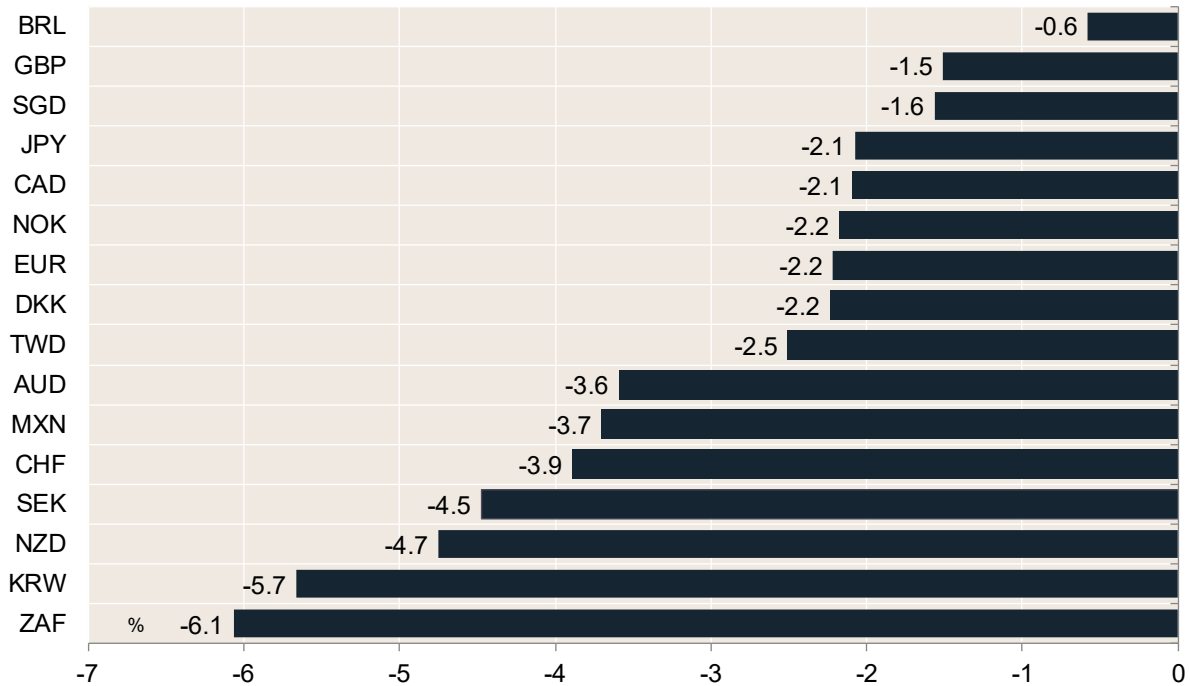


*Latest data are from 2021

NBC Economics and Strategy (data via the UN Comtrade database)

10. Currencies: Mixed performance against the USD

Performance of major currencies against the USD since February 27, 2026



NBC Economics and Strategy (data via Bloomberg)



11. World: Perspectives on global equities

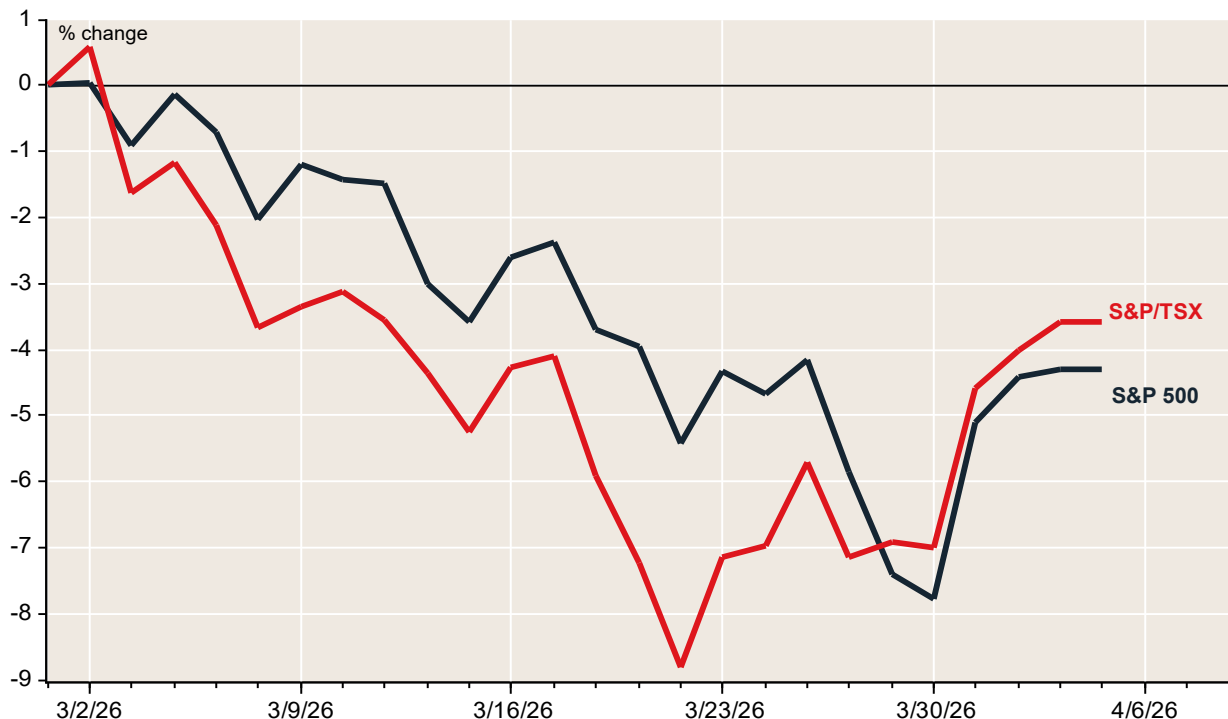
Stock market performance in 2022 vs 2026 (%)

	2022				2026			
	3 mo.	6 mo.	12 mo.	max. 2022 drawdown	3 mo.	Year to date	max. 2026 drawdown	Since war started
MSCI ACWI	-5.1	-18.5	-17.5	-23.5	-2.9	-1.5	-8.6	-5.1
MSCI World	-5.0	-19.0	-17.4	-23.5	-3.5	-2.2	-8.4	-4.7
MSCI USA	-5.5	-21.7	-20.8	-26.3	-4.8	-4.0	-9.3	-4.2
MSCI Canada	2.9	-11.0	-8.8	-17.8	2.6	3.6	-8.2	-2.7
MSCI Europe	-5.9	-15.2	-10.9	-21.0	-1.5	0.6	-9.8	-5.8
MSCI Pacific ex Jp	0.6	-9.0	-5.9	-15.9	0.6	2.0	-7.8	-5.3
MSCI Japan	-2.5	-7.0	-6.6	-14.7	2.1	6.4	-11.5	-7.7
MSCI EM	-6.5	-14.9	-17.9	-27.0	1.8	4.4	-11.1	-8.4
MSCI EM EMEA	-10.3	-22.9	-22.9	-29.9	0.9	2.4	-10.2	-6.0
MSCI EM Latin America	12.7	-7.6	-4.4	-20.4	11.6	12.2	-9.2	-1.5
MSCI EM Asia	-7.5	-14.1	-18.2	-29.7	1.0	4.0	-12.4	-9.4

NBC Economics and Strategy (data via Refinitiv)

12. S&P 500 and S&P/TSX: Performance since start of the war

Stock market performance since February 27, 2026



NBC Economics and Strategy (data via Bloomberg)



13. S&P TSX: Perspectives on Canadian equities

Stock market performance in 2022 vs 2026 (%)

	2022				2026			
	3 mo.	6 mo.	12 mo.	max. 2022 drawdown	3 mo.	Year to date	max. 2026 drawdown	Since war started
S&P TSX	3.1	-11.1	-8.7	-17.6	3.3	4.4	-9.3	-3.6
ENERGY	27.4	23.5	24.4	-23.8	29.0	28.2	-4.0	6.9
MATERIALS	19.7	-9.0	-0.2	-33.4	10.4	13.3	-26.8	-14.3
INDUSTRIALS	3.6	-9.9	0.2	-17.1	-0.5	0.8	-10.0	-5.5
CONS. DISC.	-8.2	-18.0	-8.1	-21.8	-4.4	-3.4	-12.1	-7.5
CONS. STAP.	5.0	-1.7	8.5	-9.6	2.8	3.4	-8.7	-2.2
HEALTH CARE	-8.7	-54.2	-62.2	-64.1	-5.0	-0.1	-14.3	-3.6
FINANCIALS	1.4	-12.7	-12.7	-23.6	-2.7	-1.5	-7.8	-2.0
BANKS	2.7	-11.5	-12.6	-25.2	-0.1	1.4	-7.8	-1.9
IT	-35.5	-55.3	-52.2	-58.9	-22.5	-22.1	-31.2	0.9
TELECOM	7.7	-2.9	-7.0	-24.0	4.3	1.1	-6.5	-5.1
UTILITIES	4.0	-0.6	-14.0	-19.9	10.2	11.9	-3.8	1.7
REAL ESTATE	-5.4	-22.9	-24.3	-30.5	-5.2	-3.0	-12.3	-3.8

NBC Economics and Strategy (data via Refinitiv)

14. S&P 500: Perspectives on U.S. equities

Stock market performance in 2022 vs 2026 (%)

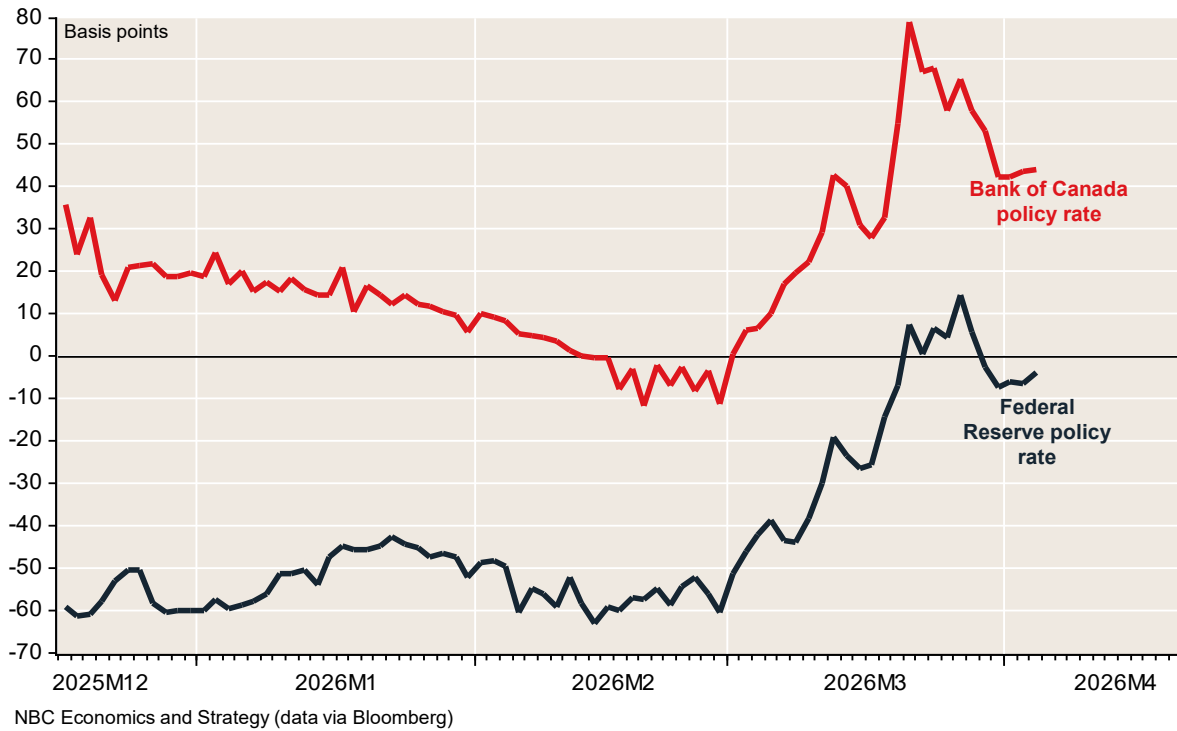
	2022				2026			
	3 mo.	6 mo.	12 mo.	max. 2022 drawdown	3 mo.	Year to date	max. 2026 drawdown	Since war started
S&P 500	-4.9	-20.6	-19.4	-25.4	-4.6	-3.8	-9.1	-4.3
ENERGY	37.7	29.2	59.0	-26.3	37.2	32.5	-5.8	6.5
MATERIALS	-2.8	-18.7	-14.1	-25.6	9.3	10.6	-12.7	-6.0
INDUSTRIALS	-2.7	-17.5	-7.1	-22.6	4.3	5.6	-12.3	-7.4
CONS. DISC.	-9.2	-33.1	-37.6	-40.6	-9.3	-9.9	-16.1	-6.3
CONS. STAP.	-1.6	-6.8	-3.2	-17.7	7.0	7.1	-9.4	-7.7
HEALTH CARE	-3.0	-9.1	-3.6	-16.3	-5.3	-5.2	-10.3	-8.2
FINANCIALS	-1.9	-19.5	-12.4	-27.0	-9.8	-9.5	-15.1	-3.4
IT	-8.6	-27.2	-28.9	-33.8	-9.3	-7.6	-14.2	-2.1
TELECOM	-12.1	-30.5	-40.4	-44.3	-7.1	-5.7	-16.4	-5.9
UTILITIES	4.0	-2.0	-1.4	-20.9	7.5	8.6	-6.7	-2.4
REAL ESTATE	-6.9	-21.2	-28.4	-34.9	4.0	6.0	-8.6	-4.7

NBC Economics and Strategy (data via Refinitiv)



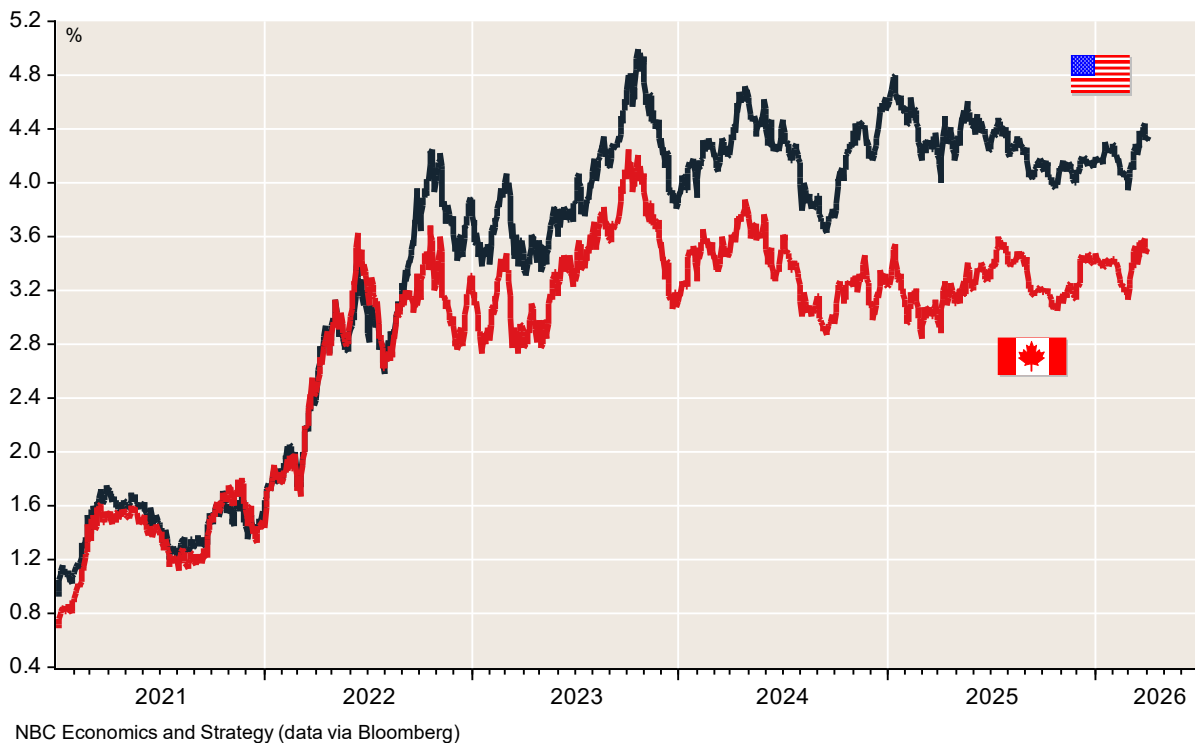
15. Expected actions by central banks by the end of the year

Magnitude of changes in policy rate by December 2026



16. Perspectives on government bond yields

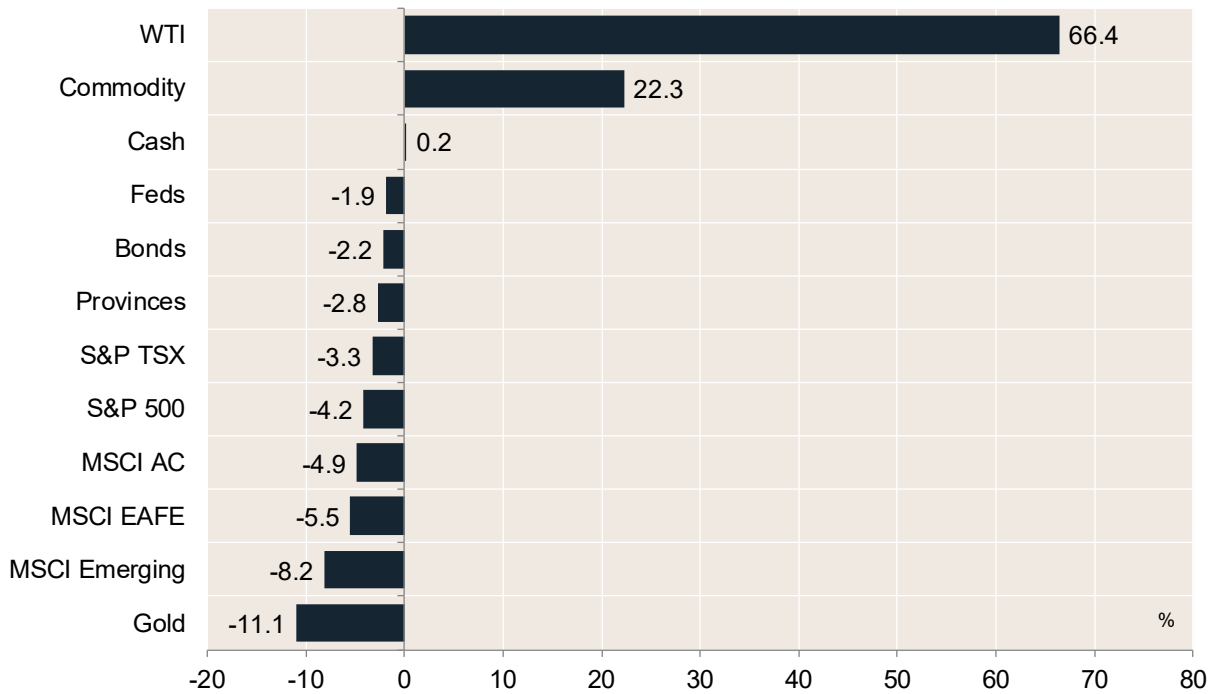
10-year Treasury yields in Canada and the United States





17. Financial market overview

Performance of major asset classes since February 27, 2026 (Total returns)



NBC Economics and Strategy (data via Bloomberg)

18. Financial market overview: Now vs 2022

	S&P 500				S&P/TSX			
	3 months	6 mo.	12 mo.	2026 YTD	3 months	6 mo.	12 mo.	2026 YTD
Financials	-1.9	-19.5	-12.4	-9.5	1.4	-12.7	-12.7	-1.5
Banks	-8.1	-25.4	-21.6	-7.4	2.7	-11.5	-12.6	1.4
Cons. Disc.	-9.2	-33.1	-37.6	-9.9	-8.2	-18.0	-8.1	-3.4
Telecom	-12.1	-30.5	-40.4	-5.7	7.7	-2.9	-7.0	1.1
Health care	-3.0	-9.1	-3.6	-5.2	-8.7	-54.2	-62.2	-0.1
Utilities	4.0	-2.0	-1.4	8.6	4.0	-0.6	-14.0	11.9
Real estate	-6.9	-21.2	-28.4	6.0	-5.4	-22.9	-24.3	-3.0
Cons. Stap.	-1.6	-6.8	-3.2	7.1	5.0	-1.7	8.5	3.4
Industrials	-2.7	-17.5	-7.1	5.6	3.6	-9.9	0.2	0.8
IT	-8.6	-27.2	-28.9	-7.6	-35.5	-55.3	-52.2	-22.1
Materials	-2.8	-18.7	-14.1	10.6	19.7	-9.0	-0.2	13.3
Gold	28.1	-3.8	-23.9	14.2	16.5	-10.8	-0.9	14.7
Energy	37.7	29.2	59.0	32.5	27.4	23.5	24.4	28.2
Composite	-4.9	-20.6	-19.4	-3.8	3.1	-11.1	-8.7	4.4
Autres variables clés								
	2022				2022			
	3 months	6 months	12 months	2026 YTD	3 months	6 months	12 months	2026 YTD
Fed funds rate (level)	0.50	1.75	4.50	3.75				
U.S. 10 year yield (bps chg.)	2.33 (+0.83)	2.97 (+1.48)	3.83 (+2.33)	4.34 (+0.18)				
Broad USD	0.0	5.0	5.4	0.6				
Oil WTI price \$ level (% chg.)	100 (+33.3%)	106 (+40.6%)	80 (+6.7%)	113 (+97.7%)				
Gold price \$ level (% chg.)	1941 (+6.5%)	1806 (-0.8%)	1815 (-0.4%)	4672 (+8.0%)				
CRB BLS metals	11.4	-14.8	-20.8	6.5				
CRB BLS agriculture	14.6	13.8	8.7	4.1				

NBC Economics and Strategy (data via Bloomberg)



Economics and Strategy

Subscribe to our publications:

NBC.EconomicsStrategy@nbc.ca

To contact us:

514-879-2529

Stéfane Marion

Chief Economist and Strategist

stefane.marion@nbc.ca

Matthieu Arseneau

Deputy Chief Economist

matthieu.arseneau@nbc.ca

Jocelyn Paquet

Senior Economist

jocelyn.paquet@nbc.ca

Kyle Dahms

Senior Economist

kyle.dahms@nbc.ca

Alexandra Ducharme

Senior Economist

alexandra.ducharme@nbc.ca

Daren King, CFA

Senior Economist

daren.king@nbc.ca

Warren Lovely

Chief Rates and Public Sector Strategist

warren.lovely@nbc.ca

Taylor Schleich

Rates Strategist

taylor.schleich@nbc.ca

Ethan Currie

Strategist

ethan.currie@nbc.ca

Angelo Katsoras

Geopolitical Analyst

angelo.katsoras@nbc.ca

Nathalie Girard

Senior Coordinator

n.girard@nbc.ca

Giuseppe Saltarelli

Desktop Publisher

giuseppe.saltarelli@nbc.ca

General: This Report was prepared by National Bank Financial, Inc. (NBF), (a Canadian investment dealer, member of CIRO), an indirect wholly owned subsidiary of National Bank of Canada. National Bank of Canada is a public company listed on the Toronto Stock Exchange.

The particulars contained herein were obtained from sources which we believe to be reliable but are not guaranteed by us and may be incomplete and may be subject to change without notice. The information is current as of the date of this document. Neither the author nor NBF assumes any obligation to update the information or advise on further developments relating to the topics or securities discussed. The opinions expressed are based upon the author(s) analysis and interpretation of these particulars and are not to be construed as a solicitation or offer to buy or sell the securities mentioned herein, and nothing in this Report constitutes a representation that any investment strategy or recommendation contained herein is suitable or appropriate to a recipient's individual circumstances. In all cases, investors should conduct their own investigation and analysis of such information before taking or omitting to take any action in relation to securities or markets that are analyzed in this Report. The Report alone is not intended to form the basis for an investment decision, or to replace any due diligence or analytical work required by you in making an investment decision.

This Report is for distribution only under such circumstances as may be permitted by applicable law. This Report is not directed at you if NBF or any affiliate distributing this Report is prohibited or restricted by any legislation or regulation in any jurisdiction from making it available to you. You should satisfy yourself before reading it that NBF is permitted to provide this Report to you under relevant legislation and regulations.

National Bank of Canada Financial Markets is a trade name used by National Bank Financial and National Bank of Canada Financial Inc.

Canadian Residents: NBF or its affiliates may engage in any trading strategies described herein for their own account or on a discretionary basis on behalf of certain clients and as market conditions change, may amend or change investment strategy including full and complete divestment. The trading interests of NBF and its affiliates may also be contrary to any opinions expressed in this Report.

NBF or its affiliates often act as financial advisor, agent or underwriter for certain issuers mentioned herein and may receive remuneration for its services. As well NBF and its affiliates and/or their officers, directors, representatives, associates, may have a position in the securities mentioned herein and may make purchases and/or sales of these securities from time to time in the open market or otherwise. NBF and its affiliates may make a market in securities mentioned in this Report. This Report may not be independent of the proprietary interests of NBF and its affiliates.

This Report is not considered a research product under Canadian law and regulation, and consequently is not governed by Canadian rules applicable to the publication and distribution of research Reports, including relevant restrictions or disclosures required to be included in research Reports.

UK Residents: This Report is a marketing document. This Report has not been prepared in accordance with EU legal requirements designed to promote the independence of investment research and it is not subject to any prohibition on dealing ahead of the dissemination of investment research. In respect of the distribution of this Report to UK residents, NBF has approved the contents (including, where necessary, for the purposes of Section 21(1) of the Financial Services and Markets Act 2000). This Report is for information purposes only and does not constitute a personal recommendation, or investment, legal or tax advice. NBF and/or its parent and/or any companies within or affiliates of the National Bank of Canada group and/or any of their directors, officers and employees may have or may have had interests or long or short positions in, and may at any time make purchases and/or sales as principal or agent, or may act or may have acted as market maker in the relevant investments or related investments discussed in this Report, or may act or have acted as investment and/or commercial banker with respect hereto. The value of investments, and the income derived from them, can go down as well as up and you may not get back the amount invested. Past performance is not a guide to future performance. If an investment is denominated in a foreign currency, rates of exchange may have an adverse effect on the value of the investment. Investments which are illiquid may be difficult to sell or realise; it may also be difficult to obtain reliable information about their value or the extent of the risks to which they are exposed. Certain transactions, including those involving futures, swaps, and other derivatives, give rise to substantial risk and are not suitable for all investors. The investments contained in this Report are not available to retail customers and this Report is not for distribution to retail clients (within the meaning of the rules of the Financial Conduct Authority). Persons who are retail clients should not act or rely upon the information in this Report. This Report does not constitute or form part of any offer for sale or subscription of or solicitation of any offer to buy or subscribe for the securities described herein nor shall it or any part of it form the basis of or be relied on in connection with any contract or commitment whatsoever.

This information is only for distribution to Eligible Counterparties and Professional Clients in the United Kingdom within the meaning of the rules of the Financial Conduct Authority. NBF is authorised and regulated by the Financial Conduct Authority and has its registered office at 70 St. Mary Axe, London, EC3A 8BE.

NBF is not authorised by the Prudential Regulation Authority and the Financial Conduct Authority to accept deposits in the United Kingdom.

EU Residents: With respect to the distribution of this report in the member states of the European Union ("EU") and the European Economic Area ("EEA") by NBC Paris, the contents of this report are for information purposes only and do not constitute investment advice, investment research, financial analysis or other forms of general recommendation relating to transactions in financial instruments within the meaning of Directive 2014/65/EU of the European Parliament and of the Council of 15 May 2014 ("MiFID 2"). This report is intended only for professional investors and eligible counterparties within the meaning of MiFID 2 and its contents have not been reviewed or approved by any EU/EEA authority. NBC Paris is an investment firm authorised by the French Prudential Control and Resolution Authority ("ACPR") to provide investment services in France and has passported its investment services throughout the EU/EEA under the freedom to provide services and has its registered office at 8 avenue Percier, 75008 Paris, France. "NBC Financial Markets, a subsidiary of National Bank of Canada" is a trade name used by NBC Paris S.A.

NBF is not authorised to provide investment services in the EU/EEA.

U.S. Residents: With respect to the distribution of this report in the United States of America, National Bank of Canada Financial Inc. ("NBCFI") which is regulated by the Financial Industry Regulatory Authority (FINRA) and a member of the Securities Investor Protection Corporation (SIPC), an affiliate of NBF, accepts responsibility for its contents, subject to any terms set out above. To make further inquiry related to this report, or to effect any transaction, United States residents should contact their NBCFI registered representative.

This report is not a research report and is intended for Major U.S. Institutional Investors only. This report is not subject to U.S. independence and disclosure standards applicable to research reports.

HK Residents: With respect to the distribution of this report in Hong Kong by NBC Financial Markets Asia Limited ("NBCFMA") which is licensed by the Securities and Futures Commission ("SFC") to conduct Type 1 (dealing in securities) and Type 3 (leveraged foreign exchange trading) regulated activities, the contents of this report are solely for informational purposes. It has not been approved by, reviewed by, verified by or filed with any regulator in Hong Kong. Nothing herein is a recommendation, advice, offer or solicitation to buy or sell a product or service, nor an official confirmation of any transaction. None of the products issuers, NBCFMA or its affiliates or other persons or entities named herein are obliged to notify you of changes to any information and none of the foregoing assume any loss suffered by you in reliance of such information.

The content of this report may contain information about investment products which are not authorized by SFC for offering to the public in Hong Kong and such information will only be available to, those persons who are Professional Investors (as defined in the Securities and Futures Ordinance of Hong Kong ("SFO")). If you are in any doubt as to your status you should consult a financial adviser or contact us. This material is not meant to be marketing materials and is not intended for public distribution. Please note that neither this material nor the product referred to is authorized for sale by SFC. Please refer to product prospectus for full details.

There may be conflicts of interest relating to NBCFMA or its affiliates' businesses. These activities and interests include potential multiple advisory, transactional and financial and other interests in securities and instruments that may be purchased or sold by NBCFMA or its affiliates, or in other investment vehicles which are managed by NBCFMA or its affiliates that may purchase or sell such securities and instruments.

No other entity within the National Bank of Canada group, including National Bank of Canada and National Bank Financial Inc, is licensed or registered with the SFC. Accordingly, such entities and their employees are not permitted and do not intend to: (i) carry on a business in any regulated activity in Hong Kong; (ii) hold themselves out as carrying on a business in any regulated activity in Hong Kong; or (iii) actively market their services to the Hong Kong public.

Copyright: This Report may not be reproduced in whole or in part, or further distributed or published or referred to in any manner whatsoever, nor may the information, opinions or conclusions contained in it be referred to without in each case the prior express written consent of NBF.