

# NBI Private Wealth Management U.S. Income and Growth Profile (Retirement Option) Fund Facts Documents

Here are the Fund Facts Documents for the investments you made in NBI Private Wealth Management, which will be allocated to the Private Portfolios that make up the Profile you selected based on your investor profile.

## U.S. Income and Growth Profile (Retirement Option)

Allocation of the Private Portfolios	Min	Target	Max
Cash and Short Term	0%	0%	10%
Fixed Income	45%	55%	65%
Canadian and Global Equities	35%	45%	55%

## Fund Facts Documents

NBI U.S. Bond Private Portfolio

NBI U.S. High Conviction Equity Private Portfolio

This page intentionally left blank.

## NBI U.S. Bond Private Portfolio Series NR

This document contains key information you should know about the NBI U.S. Bond Private Portfolio. You can find more detailed information in the fund's simplified prospectus. Ask your representative for a copy, contact the manager, National Bank Investments Inc. ("NBI"), at 1-888-270-3941 or send an email to [investments@nbc.ca](mailto:investments@nbc.ca) or visit our website at [www.nbinvestments.ca](http://www.nbinvestments.ca).

**Before you invest in any fund, consider how the fund would work with your other investments and your tolerance for risk.**

### Quick facts

<b>Fund code:</b>	NBC295 (US\$)	<b>Fund manager:</b>	National Bank Investments Inc. ("NBI")
<b>Date series started:</b>	October 30, 2015	<b>Portfolio manager:</b>	Fiera Capital Corporation
<b>Total value of fund on March 31, 2020:</b>	\$83.5 million	<b>Distribution:</b>	Net income, end of each month, may include a significant return of capital component (automatically reinvested in additional securities, unless the investor chooses differently). Net income not distributed and capital gains, special distribution in December (must be reinvested).
<b>Management expense ratio (MER):</b>	0.29%	<b>Minimum investment:</b>	\$250,000 (initial), \$100 (additional), \$100 (systematic)

### What does the fund invest in?

The fund's investment objective is to provide current income and sustained capital growth. The fund invests directly, or through investments in securities of other mutual funds, in a portfolio composed mainly of Canadian or U.S. government or corporate bonds denominated in U.S. dollars.

The charts below give you a snapshot of the fund's investments on March 31, 2020. The fund's investments will change over time.

#### Top 10 Investments (as at March 31, 2020)

1. Government of the United States, 1.63%, due August 15, 2029	25.7%
2. Government of the United States, 1.75%, due November 15, 2029	18.6%
3. Government of the United States, 1.38%, due September 30, 2020	6.8%
4. Government of the United States, 1.38%, due January 31, 2022	6.6%
5. Apple Inc., 2.85%, due May 6, 2021	2.3%
6. Government of the United States, 2.38%, due November 15, 2049	2.1%
7. Bank of Montreal, Floating, due December 15, 2027	2.1%
8. Toronto-Dominion Bank, 2.50%, due December 14, 2020	2.0%
9. Goldman Sachs Group Inc./The, 5.75%, due January 24, 2022	1.9%
10. Starbucks Corp., 3.85%, due October 1st, 2023	1.9%
<b>Total percentage of top 10 investments:</b>	<b>70.0%</b>
<b>Total number of investments:</b>	<b>35</b>

#### Investment Mix (as at March 31, 2020)

<b>Asset Allocation</b>	
US Bonds	81.9%
Canadian Corporate Bonds	10.0%
Foreign Bonds	4.2%
Provincial Bonds	2.6%
Cash, Money Market and Other Net Assets	1.3%

### How risky is it?

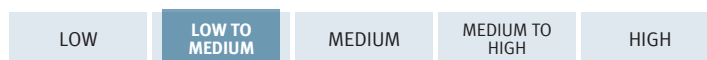
The value of the fund can go down as well as up. You could lose money. One way to gauge risk is to look at how much a fund's returns change over time. This is called "volatility".

In general, funds with higher volatility will have returns that change more over time. They typically have a greater chance of losing money and may have a greater chance of higher returns. Funds with lower volatility tend to have returns that change less over time. They typically have lower returns and may have a lower chance of losing money.

### Risk rating

NBI has rated the volatility of this fund as **low to medium**.

This rating is based on how much the fund's returns have changed from year to year. It doesn't tell you how volatile the fund will be in the future. This rating can change over time. A fund with a low risk rating can still lose money.



For more information about the risk rating and specific risks that can affect the fund's returns, see the Risk section of the fund's simplified prospectus.

### No guarantees

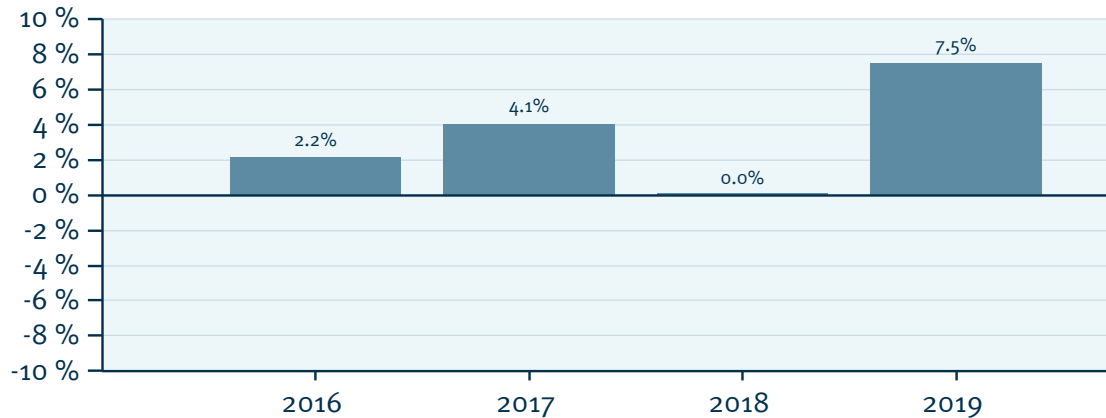
Like most mutual funds, this fund doesn't have any guarantees. You may not get back the money you invest.

## How has the fund performed?

This section tells you how Series NR securities of the fund have performed over the past 4 years. Returns are after expenses have been deducted. These expenses reduce the fund's returns.

### Year-by-year returns

This chart shows how Series NR securities of the fund performed in each of the past 4 years. The series did not drop in value. The range of returns and change from year to year can help you assess how risky the fund has been in the past. It does not tell you how the fund will perform in the future.



### Best and worst 3-month returns

This table shows the best and worst returns for Series NR securities of the fund in a 3-month period over the past 4 years. The best and worst 3-month returns could be higher or lower in the future. Consider how much of a loss you could afford to take in a short period of time.

	Return	3 months ending	If you invested \$1,000 at the beginning of the period
Best Return	6.1%	March 31, 2020	Your investment would rise to \$1,061.
Worst return	-4.2%	November 30, 2016	Your investment would drop to \$958.

### Average return

The annual compounded return of Series NR securities of the fund was 4.37% since its inception. If you had invested \$1,000 in this series since inception, your investment would now be worth \$1,208.

## Who is this fund for?

### Investors who:

- are looking to invest for the short to medium term (at least one year);
- wish to add a source of interest income to their portfolio.

## A word about tax

In general, you'll have to pay income tax on any money you make on a fund. How much you pay depends on the tax laws where you live and whether or not you hold the fund in a registered plan, such as a Registered Retirement Savings Plan (RRSP) or a Tax-Free Savings Account (TFSA).

Keep in mind that if you hold your fund in a non-registered account, fund distributions are included in your taxable income, whether you get them in cash or have them reinvested.

## How much does it cost?

The following tables show the fees and expenses you could pay to buy, own and sell Series NR units of the fund. The fees and expenses – including any commissions – can vary among series of the fund and among funds. Higher commissions can influence representatives to recommend one investment over another. Ask about other funds and investments that may be suitable for you at a lower cost.

### 1. Sales Charges

There are no charges when you purchase your securities through NBI.

### 2. Fund expenses

You don't pay these expenses directly. They affect you because they reduce the fund's returns. As of December 31, 2019, the fund's expenses were 0.29% of its value. This equals \$2.90 for every \$1,000 invested.

## How much does it cost? (cont'd)

	Annual rate (as a % of the fund's value)
<b>Management expense ratio (MER)</b> This is the total of the fund's management fee and operating expenses (including fixed rate administration fee). NBI waived some of the fund's expenses. If it had not done so, the MER would have been higher.	0.29%
<b>Trading expense ratio (TER)</b> These are the fund's trading costs.	0.00%
<b>Fund Expenses</b>	<b>0.29%</b>

### More about the trailing commission

The trailing commission is an ongoing commission. It is paid for as long as you own the fund. It is for the services and/or advice that your representative and their firm provide to you.

NBI pays the trailing commission to your representative's firm. It is paid from the fund's service fees and is based on the value of your investment. The rate for this series of the fund is up to 0.51% of the value of your investment each year. This equals \$5.10 each year for every \$1,000 invested.

### 3. Other fees

You may have to pay other fees when you buy, hold, sell, switch or convert securities of the fund.

Fee	What you pay	
<b>Short-term trading fee</b>	2% of the value of the securities you redeem or switch within 90 days of purchase may be charged by NBI. This fee goes to the fund.	
<b>Service fees</b>	Series NR securities are only offered to investors who use the NBI Private Wealth Management Service. You pay the service fees directly to NBI according to a declining scale based on the total market value of your investments. The applicable rates are as follows:	
	First \$250,000	1.50%
	Next \$250,000	0.85%
	In excess of \$500,000	0.75%
<b>Other fees</b>	Registered Account termination fee, only if the registered investment account is with NBI.	\$100

## What if I change my mind?

Under the securities law in some provinces and territories, you have the right to:

- withdraw from an agreement to buy mutual fund securities within two business days after you receive a simplified prospectus or Fund Facts document; or
- cancel your purchase within 48 hours after you receive confirmation of the purchase.

In some provinces and territories, you also have the right to cancel a purchase, or in some jurisdictions, claim damages, if the simplified prospectus, annual information form, Fund Facts document or financial statements contain a misrepresentation. You must act within the time limit set by the securities law in your province or territory.

For more information, see the securities law of your province or territory or ask a lawyer.

## For more information

Contact your representative or NBI for a copy of the fund's simplified prospectus and other disclosure documents. These documents and the Fund Facts make up the fund's legal documents.

National Bank Investments Inc.  
1155 Metcalfe Street, 5<sup>th</sup> floor  
Montreal, Quebec  
H3B 4S9

Phone: 514-871-2082  
Toll-free: 1-888-270-3941  
Email: [investments@nbc.ca](mailto:investments@nbc.ca)  
[www.nbinvestments.ca](http://www.nbinvestments.ca)

To learn more about investing in mutual funds, see the brochure **Understanding mutual funds**, which is available on the website of the Canadian Securities Administrators at [www.securities-administrators.ca](http://www.securities-administrators.ca).

## NBI U.S. High Conviction Equity Private Portfolio Series NR

This document contains key information you should know about the NBI U.S. High Conviction Equity Private Portfolio. You can find more detailed information in the fund's simplified prospectus. Ask your representative for a copy, contact the manager, National Bank Investments Inc. ("NBI"), at 1-888-270-3941 or send an email to [investments@nbc.ca](mailto:investments@nbc.ca) or visit our website at [www.nbinvestments.ca](http://www.nbinvestments.ca).

**Before you invest in any fund, consider how the fund would work with your other investments and your tolerance for risk.**

### Quick facts

<b>Fund code:</b>	NBC272 (C\$) NBC266 (US\$)	<b>Fund manager:</b>	National Bank Investments Inc. ("NBI")
<b>Date series started:</b>	October 30, 2015	<b>Portfolio manager:</b>	Fiera Capital Corporation
<b>Total value of fund on March 31, 2020:</b>	\$1,452.0 million	<b>Distribution:</b>	Net income, end of each month, may include a significant return of capital component (automatically reinvested in additional securities, unless the investor chooses differently). Net income not distributed and capital gains, special distribution in December (must be reinvested).
<b>Management expense ratio (MER):</b>	0.52%	<b>Minimum investment:</b>	\$250,000 (initial), \$100 (additional), \$100 (systematic)

### What does the fund invest in?

The fund's investment objective is to provide long-term capital growth. The fund invests directly, or through investments in securities of other mutual funds, in a portfolio consisting primarily of common shares of U.S. companies selected using a high conviction investment approach.

The charts below give you a snapshot of the fund's investments on March 31, 2020. The fund's investments will change over time.

#### Top 10 Investments (as at March 31, 2020)

1. Moody's Corp.	7.0%
2. Microsoft Corp.	6.6%
3. Alphabet Inc., Class A	5.3%
4. MasterCard Inc., Class A	5.3%
5. Johnson & Johnson	5.1%
6. MSCI Inc.	5.1%
7. PepsiCo Inc.	4.7%
8. UnitedHealth Group Inc.	4.7%
9. Becton Dickinson and Co.	4.6%
10. Sherwin-Williams Co./The	4.2%
<b>Total percentage of top 10 investments:</b>	<b>52.6%</b>
<b>Total number of investments:</b>	<b>52</b>

#### Investment Mix (as at March 31, 2020)

<b>Sector Allocation</b>	
Information Technology	23.0%
Financials	17.8%
Health Care	16.5%
Consumer Discretionary	12.8%
Materials	9.2%
Industrials	7.4%
Consumer Staples	7.3%
Communication Services	5.3%
Cash, Money Market and Other Net Assets	0.6%
Bonds	0.1%

### How risky is it?

The value of the fund can go down as well as up. You could lose money. One way to gauge risk is to look at how much a fund's returns change over time. This is called "volatility".

In general, funds with higher volatility will have returns that change more over time. They typically have a greater chance of losing money and may have a greater chance of higher returns. Funds with lower volatility tend to have returns that change less over time. They typically have lower returns and may have a lower chance of losing money.

### Risk rating

NBI has rated the volatility of this fund as **medium**.

This rating is based on how much the fund's returns have changed from year to year. It doesn't tell you how volatile the fund will be in the future. This rating can change over time. A fund with a low risk rating can still lose money.



For more information about the risk rating and specific risks that can affect the fund's returns, see the Risk section of the fund's simplified prospectus.

### No guarantees

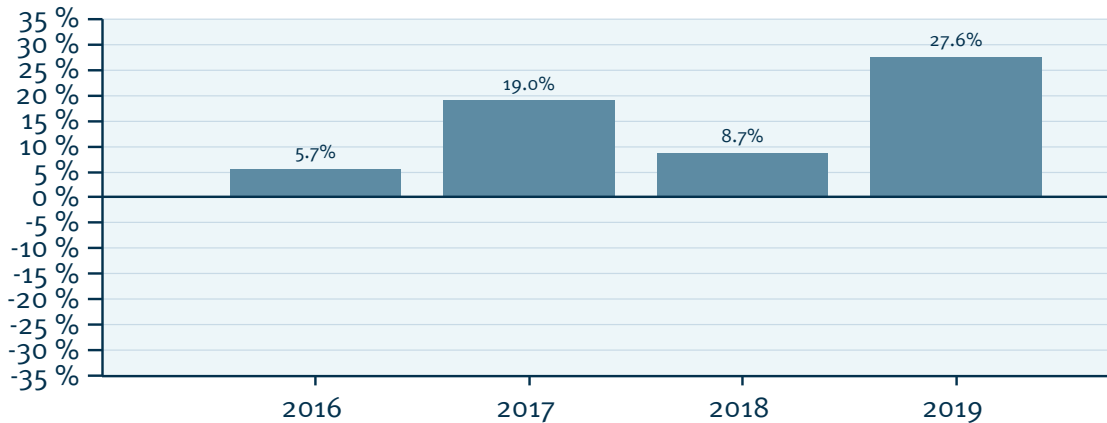
Like most mutual funds, this fund doesn't have any guarantees. You may not get back the money you invest.

## How has the fund performed?

This section tells you how Series NR securities of the fund have performed over the past 4 years. Returns are after expenses have been deducted. These expenses reduce the fund's returns.

### Year-by-year returns

This chart shows how Series NR securities of the fund performed in each of the past 4 years. The series did not drop in value. The range of returns and change from year to year can help you assess how risky the fund has been in the past. It does not tell you how the fund will perform in the future.



### Best and worst 3-month returns

This table shows the best and worst returns for Series NR securities of the fund in a 3-month period over the past 4 years. The best and worst 3-month returns could be higher or lower in the future. Consider how much of a loss you could afford to take in a short period of time.

	Return	3 months ending	If you invested \$1,000 at the beginning of the period
Best Return	14.0%	March 31, 2019	Your investment would rise to \$1,140.
Worst return	-9.2%	March 31, 2020	Your investment would drop to \$908.

### Average return

The annual compounded return of Series NR securities of the fund was 12.11% since its inception. If you had invested \$1,000 in this series since inception, your investment would now be worth \$1,658.

## Who is this fund for?

### Investors who:

- are looking to invest for the long term (at least five years);
- are seeking to diversify their investments with exposure to U.S. markets.

## A word about tax

In general, you'll have to pay income tax on any money you make on a fund. How much you pay depends on the tax laws where you live and whether or not you hold the fund in a registered plan, such as a Registered Retirement Savings Plan (RRSP) or a Tax-Free Savings Account (TFSA).

Keep in mind that if you hold your fund in a non-registered account, fund distributions are included in your taxable income, whether you get them in cash or have them reinvested.

## How much does it cost?

The following tables show the fees and expenses you could pay to buy, own and sell Series NR units of the fund. The fees and expenses – including any commissions – can vary among series of the fund and among funds. Higher commissions can influence representatives to recommend one investment over another. Ask about other funds and investments that may be suitable for you at a lower cost.

### 1. Sales Charges

There are no charges when you purchase your securities through NBI.

### 2. Fund expenses

You don't pay these expenses directly. They affect you because they reduce the fund's returns. As of December 31, 2019, the fund's expenses were 0.53% of its value. This equals \$5.30 for every \$1,000 invested.

## How much does it cost? (cont'd)

	Annual rate (as a % of the fund's value)
<b>Management expense ratio (MER)</b> This is the total of the fund's management fee and operating expenses (including fixed rate administration fee). NBI waived some of the fund's expenses. If it had not done so, the MER would have been higher.	0.52%
<b>Trading expense ratio (TER)</b> These are the fund's trading costs.	0.01%
<b>Fund Expenses</b>	<b>0.53%</b>

### More about the trailing commission

The trailing commission is an ongoing commission. It is paid for as long as you own the fund. It is for the services and/or advice that your representative and their firm provide to you.

NBI pays the trailing commission to your representative's firm. It is paid from the fund's service fees and is based on the value of your investment. The rate for this series of the fund is up to 0.51% of the value of your investment each year. This equals \$5.10 each year for every \$1,000 invested.

### 3. Other fees

You may have to pay other fees when you buy, hold, sell, switch or convert securities of the fund.

Fee	What you pay	
<b>Short-term trading fee</b>	2% of the value of the securities you redeem or switch within 90 days of purchase may be charged by NBI. This fee goes to the fund.	
<b>Service fees</b>	Series NR securities are only offered to investors who use the NBI Private Wealth Management Service. You pay the service fees directly to NBI according to a declining scale based on the total market value of your investments. The applicable rates are as follows:	
	First \$250,000	1.50%
	Next \$250,000	0.85%
	In excess of \$500,000	0.75%
<b>Other fees</b>	Registered Account termination fee, only if the registered investment account is with NBI.	\$100

## What if I change my mind?

Under the securities law in some provinces and territories, you have the right to:

- withdraw from an agreement to buy mutual fund securities within two business days after you receive a simplified prospectus or Fund Facts document; or
- cancel your purchase within 48 hours after you receive confirmation of the purchase.

In some provinces and territories, you also have the right to cancel a purchase, or in some jurisdictions, claim damages, if the simplified prospectus, annual information form, Fund Facts document or financial statements contain a misrepresentation. You must act within the time limit set by the securities law in your province or territory.

For more information, see the securities law of your province or territory or ask a lawyer.

## For more information

Contact your representative or NBI for a copy of the fund's simplified prospectus and other disclosure documents. These documents and the Fund Facts make up the fund's legal documents.

National Bank Investments Inc.  
1155 Metcalfe Street, 5<sup>th</sup> floor  
Montreal, Quebec  
H3B 4S9

Phone: 514-871-2082  
Toll-free: 1-888-270-3941  
Email: [investments@nbc.ca](mailto:investments@nbc.ca)  
[www.nbinvestments.ca](http://www.nbinvestments.ca)

To learn more about investing in mutual funds, see the brochure **Understanding mutual funds**, which is available on the website of the Canadian Securities Administrators at [www.securities-administrators.ca](http://www.securities-administrators.ca).